


\$1.00

HOW TO WASH A COW

by Alison Loeb


featuring
Daisy, Buttercup, Gopie
and friends

There may come a time when someone will ask you to wash a cow, or a cow will ask you herself.



Another indispensable guide from the Free Range Press™
A division of Fair Trade Publishing

©2011 Alison Loeb



SAY, "NICE COW".



REPEAT.



IF YOU SING, OR HAVE MUSIC, ASK IF SHE HAS ANY PREFERENCES.

REGGAE?
ROCK?

ANY
ARETHA?


WITHIN SECONDS, HORSE FLIES MAY DESCEND ON YOUR CLIENT.

HE, HE.
HA!
HE, HE.


SHOO THEM AWAY.

HEY!
HEY!

SHOO MORE.




*"BULL DOG FLY" IF YOU'RE CANADIAN.




FIND YOUR COW SCRUBBER.

AHA!



LOCATE HOSE.



ADJUST SETTING.


STAND A FEW POLITE FEET AWAY.




PREPARE THE COW.*

OK,
BUTTERCUP.
READY?

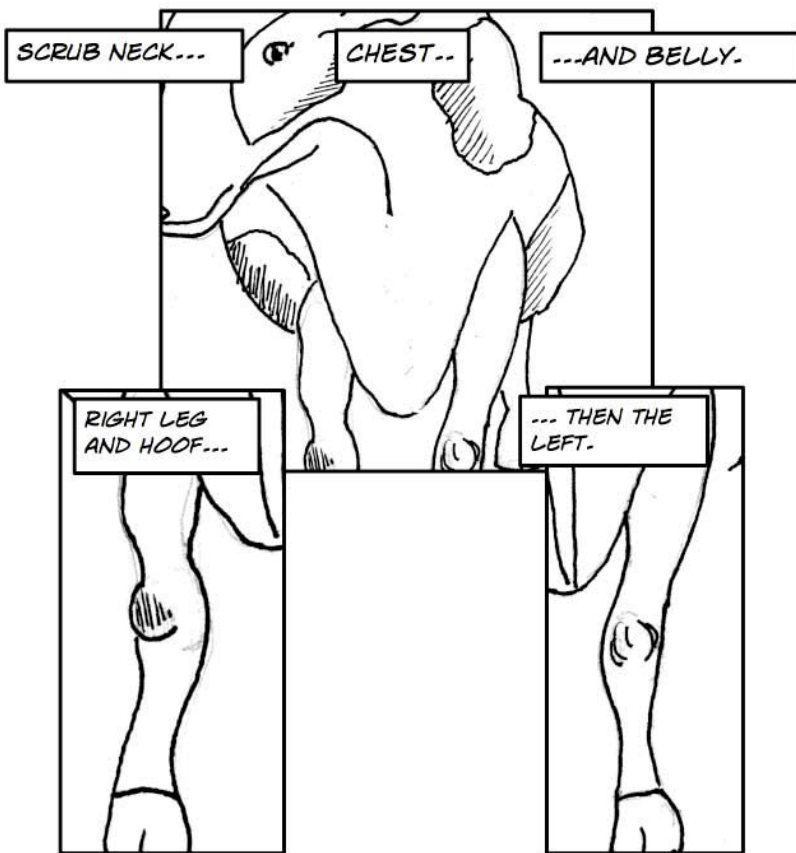
*SOME PEOPLE SKIP THIS STEP.
I WOULDN'T.



SQUIRT FLIES.



WORK QUICKLY TO AVOID "LONG-SUFFERING-COW EYE-ROLL".



CLEAN THE GROOVE (INTERDIGITAL CLEFT) BETWEEN THE TOES OF EACH HOOF.




STRETCH BRIEFLY, AND THEN ADMIRE YOUR WORK.

HOOVES WILL STAY CLEAN FOR APPROXIMATELY 10 SECONDS.

NOW HEAD TOWARD THE BACKSIDE OF THE COW.

IMPORTANT!

AS YOU CLEAN, TURN YOUR OWN BACKSIDE TO THE COW WHILE WATCHING HER HOOVES. YOU WILL QUICKLY FIGURE OUT HOW TO DO THIS.



HEY!

SQUIRT MORE FLIES.

HEY!

